

WAXIE FLOOR MACHINES



Durable, economical, precision based

WAXIE  [®]
SANITARY SUPPLY

WAXIE 17" & 20" Floor Machines


The WAXIE floor machines are durable, powerful floor machines in an economical package, are precision-balanced for easy operation and maneuverability.

Item #571028
17" 1-HP Floor Machine
without pad driver



1. For safety, the mechanical lock-out on the handle must be released before the switch lever will activate
2. Powerful 1-HP & 1.5-HP models available in 17" and 20" widths
3. Patented two-piece design for ease of shipping; out of box assembly is a simple five-bolt operation
4. Durable, heavy-duty chrome-plated base and handle for extended life
5. Offset transport wheels make it a breeze to take this floor machine anywhere needed
6. Convenient storage peg for brush or pad driver when not in use
7. Ergonomic handle adjustment lever provides a comfortable custom fit without stopping or bending; power cord instantly uncoils when handle adjustment lever is released

Item #571027
20" 1.5-HP Floor Machine
without pad driver



Item #571527 17" Pad Driver
Item #571530 20" Pad Driver

WAXIE DS 20" Dual-Speed Floor Machine


The WAXIE DS is a versatile, economical dual-speed floor machine, precision balanced for easy operation and maneuverability. This WAXIE DS saves time and money by effectively doing the job of two rotary scrubbers – a standard 180-RPM floor machine and a 320-RPM buffer.

- High speed operation is perfect for polishing, buffing, or damp scrubbing hard floors. WAXIE DS can also be used with a bonnet for routine carpet maintenance.
- Low speed operation is used for efficient scrubbing, wet stripping, and polishing in congested areas where greater control is needed.
- A lock-out safety mechanism on the handle prevents unauthorized operation if the machine is left unattended.
- Available in 17" and 20" widths, the WAXIE DS is ideal for schools, office buildings, and other facilities where appearances need to be kept up while holding equipment costs down.

- 1. Metal cord strain relief and internal compression lock** prevent the cord from being pulled out of the machine
- 2. Sturdy 1.25" tube handle** is stainless steel to resist corrosion
- 3. 5" rear transport wheels** make the WAXIE DS easy to move to the job site
- 4. 360 degree non-marking bumper** protects walls and fixtures from accidental damage
- 5. The rocker switch on the rear of the motor** permits easy transition from high speed (320-RPM) to low speed (180-RPM)
- 6. Dual switch levers** allow the operator to easily control the side-to-side movement of the machine

Special order
WAXIE DS 17" with pad driver

Item #571024
WAXIE DS 20" with pad driver



WAXIE 1500 Cord-Electric Burnisher


The WAXIE 1500 is a durable, economical cord-electric burnisher that delivers unsurpassed value in high speed floor care. Burnishing at 1500-RPM, the WAXIE 1500 produces that 'high gloss' wet-look shine.

- The WAXIE 1500 has a flexible, built-in pad driver for smooth, balanced, and safe operation.
- Features a mechanical lock-out, which must be released before the switch lever can be activated. This safety feature helps prevent unauthorized operation of the machine if it is left unattended.
- Built-in transport wheels at the rear of the unit, assist in transporting the WAXIE 1500 in and out of buildings and vehicles.

- 1. Features a mechanical lock-out** on the handle, which must be released before the switch lever can be activated
- 2. Ergonomic handle** adjustment allows operator to set the handle height for comfort
- 3. Powerful 66-frame,** 1.5-HP motor delivers all of the burnishing muscle you'll need

- 4. 360 degree non-marking bumper** protects walls and fixtures from accidental damage
- 5. Chrome-plating helps** protect the deck from corrosive chemicals
- 6. Transport wheels at the** rear of the machine make moving from job-to-job easy

Item #571029
WAXIE 1500



WAXIE Floor Machines & Burnishers Specifications & Performance Data				
Model	WAXIE 17"	WAXIE 20"	WAXIE DS	WAXIE 1500
WAXIE Item #	571028	571027	571024	571029
Brush/Pad Size	17"	20"	20"	20"
Motor (HP)	1.0	1.5	1.5	1.5
Brush Speed (RPM)	175	175	180/300	1500
Cable	50'	50'	50'	50'
Pad Holder Included	No	No	Yes	Yes
Weight	97	100	93	97

(800) 995-4466
www.waxie.com



Corporate Headquarters
9353 Waxie Way
San Diego, CA 92123