

THE **TOTAL** FLOOR CARE SYSTEM

Value Rotary Brushes & EZ Snap Clutch Plates

Carlisle knows that proper floor cleaning and maintenance requires the right equipment and supplies. We couple our value rotary brushes and EZ Snap clutch plates to create a simple solution for floor maintenance. Combine all of their features and what you get is real, measurable cost savings along with "peace of mind" knowing you are doing what is right for the environment.

Value Rotary Brushes

When compared to floor pads, Value Rotary Brushes are:

- **MORE COST EFFECTIVE** – outlasts floor pads 100 to 1
- **MORE EFFICIENT** – less change outs of brushes lowers your labor cost
- **MORE SUSTAINABLE** – long lasting brushes reduce packaging, storage and landfill waste

Brush Features

- Irregular bristle length for optimal cleaning on uneven surfaces
- Wear Indicator on side of block takes the guesswork out of when to change out brush
- Available in three popular bristle "strengths" for all hard floor maintenance applications
- Available in 11" – 20" diameter shower feed brush blocks


ONLINE TOOLS

Visit www.carlislefsp.com/innovation to learn how much you can save by switching from floor pads to EZ Snap.

Download the EZSnap Floor Care System Brochure at: www.carlislefsp.com/rotary-brushes/value-rotary-brush.

Daily Cleaning Brush


Replaces White Floor Pads



- Specifically designed for daily cleaning and maintaining of all **high gloss floor surfaces**
- Ideal for use on ceramic tile, concrete, marble, quarry tile, slate, terrazzo and VCT

Red Cleaning Brush


Replaces Red Floor Pads



- For medium to **mildly aggressive cleaning** of ceramic tile, concrete, marble, non-slip flooring, quarry tile, rubber, slate, terazzo and VCT
- .022" nylon fibers impregnated with 320 grit silicon carbide

Scrubbing/Stripping Brush


Replaces Black Floor Pads



- Excellent for **scrubbing** concrete and **stripping** quarry tile, terrazzo and VCT
- .050" nylon fibers impregnated with 80 grit silicon carbide

Short Trim Pad Driver

Replaces Black Floor Pads



- 0.5" long, polypropylene bristles unevenly trimmed and widely spaced for excellent holding power

Prod No	Description	Pack	Cs Wt/Cube
Value Rotary Brushes			
White	Red	Black	
571281	571991	571284	13" Value Rotary Brush 1 ea 4.50/0.37
571992	571986	571983	14" Value Rotary Brush 1 ea 4.75/0.45
571277	571996	571278	17" Value Rotary Brush 1 ea 7.00/0.68
571275	—	571276	18" Value Rotary Brush 1 ea 8.00/0.68
571273	571987	571274	20" Value Rotary Brush 1 ea 12.00/0.87

Prod No	Description	Pack	Cs Wt/Cube
Short Trim Pad Driver			
571982	13" Short Trim Pad Driver	1 ea	3.75/0.37
571995	14" Short Trim Pad Driver	1 ea	3.94/0.45
571994	17" Short Trim Pad Driver	1 ea	5.75/0.72
571984	20" Short Trim Pad Driver	1 ea	7.70/0.87

Distributed by:

WAXIE®
SANITARY SUPPLY
(800) 995-4466 www.waxie.com

EZ SNAP CLUTCH PLATES

Our innovative new clutch plates complete the EZ Snap Floor Care System. The patent-pending design is made from acetal resin, among the strongest and stiffest of all thermoplastic materials.

Available in a variety of styles, our clutch plates simply snap in and out of the rotary brush.



No Tools Required

Snap On



Snap Off



For Most Swing Machines

Betco
Cassidy
Clarke
Dart
Edic
Eureka
General
Hawk

Kent /
Euroclean
Lawlor
Mastercraft
Mercury
NSS
Pacific
Powr-Flite
Pullman-Holt

SSS
Tennant
Thoromatic
Tornado
(Breuer)
United (Unico)
Viper
Windsor



571270
Universal Style
Brush Driver



571997
Universal Style Combo
Brush Driver and Riser

For Automatic Scrubbers

Nobles
Tennant

Aztec Nilfisk-Advance
Betco NSS
Nobles Viper



571271
Clip-On Style
Brush Driver



571272
Lug Style
Brush Driver

Fits most Windsor
machine models.



571980
Win Snap
Brush Driver

Fits most Nilfisk-Advance
machine models.



571981
Tri Snap
Brush Driver

Adapter Plates

Adapts Older style clutch plates to the new Value Rotary Brushes. Must be used with a traditional style clutch plate.



571985
EZ Adapter Plate



571988
EZ Adapter and
Riser Combo

Prod No	Description	Pack	Cs Wt/Cube
EZ Snap Clutch Plates			
571270	EZ Snap Universal Style Clutch Plate	6 ea	2.75/0.41
571271	EZ Snap Clip On Style Brush Driver	6 ea	5.25/0.56
571272	EZ Snap Lug Style Brush Driver	6 ea	4.40/1.07
571980	Win Snap Brush Driver	6 ea	4.26/0.79
571981	Tri Snap Brush Driver	6 ea	3.13/0.37

Prod No	Description	Pack	Cs Wt/Cube
EZ Snap Adapter Plate			
571985	EZ Adapter Plate	6 ea	2.76/0.37
EZ Risers			
571997	Universal Style Combo Brush Driver	6 ea	6.24/0.79
571988	Adapter Combo Brush Driver	6 ea	6.28/0.79

Distributed by: **WAXIE** 
SANITARY SUPPLY

Corporate Headquarters
9353 Waxie Way, San Diego, CA 92123
(800) 995-4466 | www.waxie.com